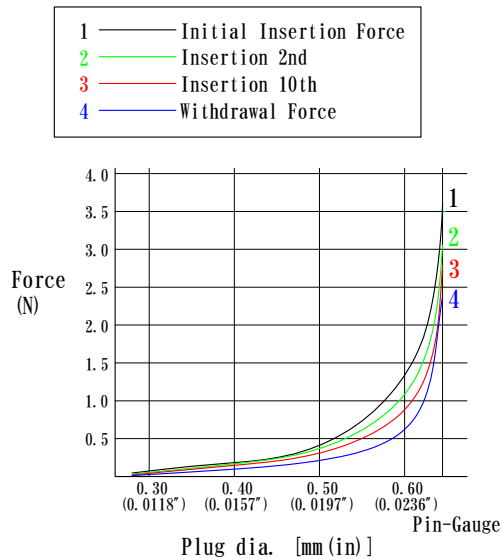


Socket Pin Technical Data (reference only)

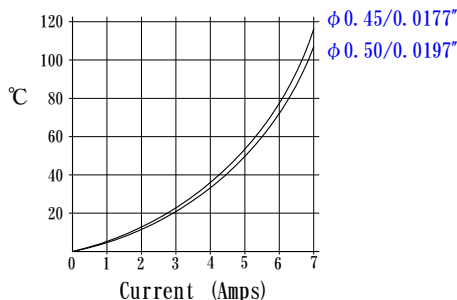
It is not a guaranteed value.

Acceptable Plug $\phi 0.64 \sim \phi 0.38$ ($\phi 0.025'' \sim \phi 0.013''$) NZG8811-GG (Page 7A1)

(N88)

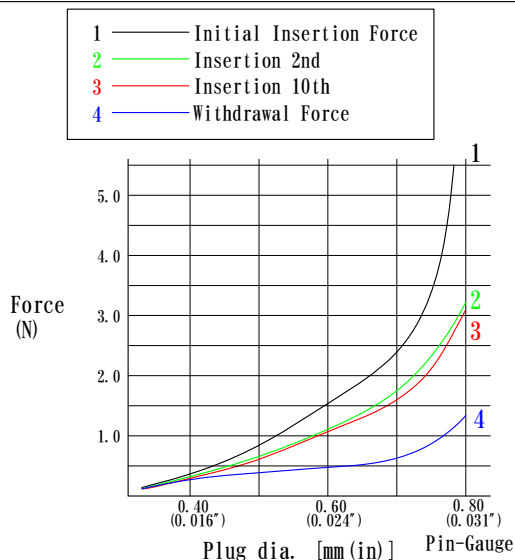


Plug Brass Au over Ni plating
Temperature Rise



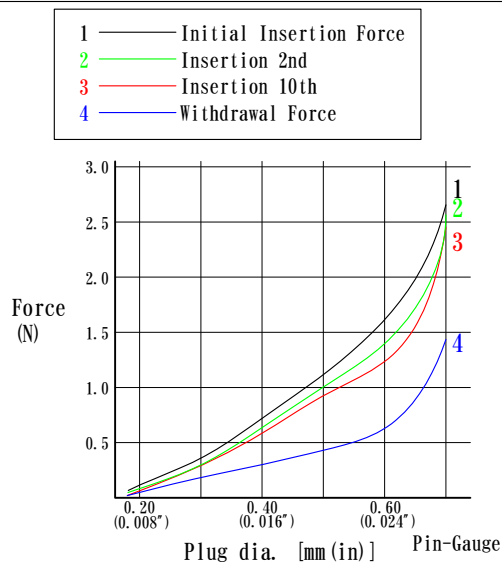
Acceptable Plug $\phi 0.60 \sim \phi 0.35$ ($\phi 0.023'' \sim \phi 0.014''$) JS135KM-GG (Page 7B4)

(J-03)

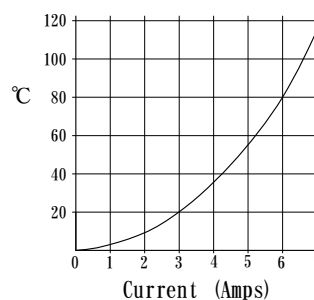


Acceptable Plug $\phi 0.60 \sim \phi 0.38$ ($\phi 0.023'' \sim \phi 0.015''$) JSS17-GG (Page 7B2)

(JV11)



Plug $\phi 0.45/0.018''$: Brass Au over Ni plating
Temperature Rise

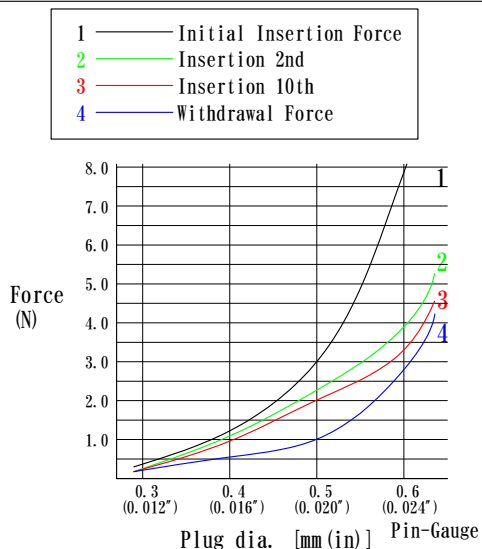


Socket Pin Technical Data (reference only)

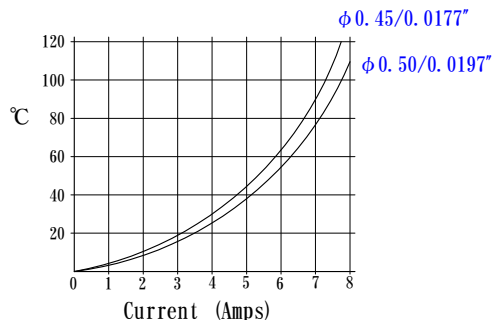
It is not a guaranteed value.

Acceptable Plug $\phi 0.60 \sim \phi 0.35$ ($\phi 0.023'' \sim \phi 0.013''$) **J0010-GG** (Page 7B1)

(J-01)

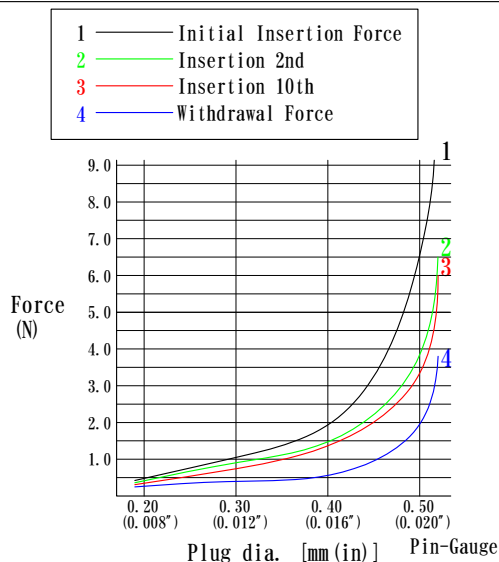


Plug Brass Au over Ni plating
Temperature Rise

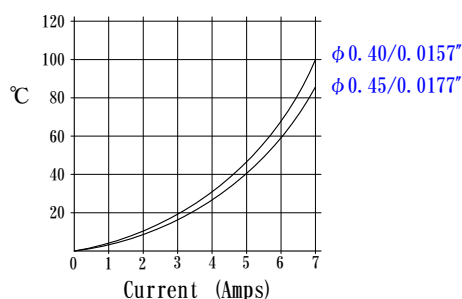


Acceptable Plug $\phi 0.52 \sim \phi 0.30$ ($\phi 0.020'' \sim \phi 0.012''$) **NZ0010-GG** (Page 7E1)

(N-01)

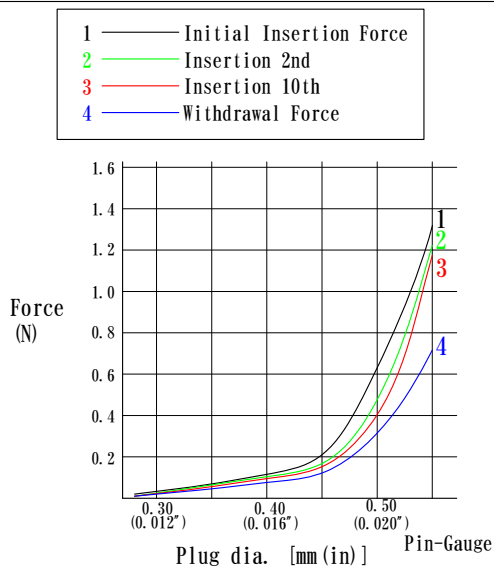


Plug Brass Au over Ni plating
Temperature Rise

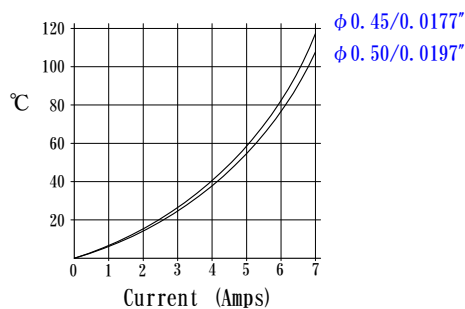


Acceptable Plug $\phi 0.54 \sim \phi 0.45$ ($\phi 0.021'' \sim \phi 0.018''$) **NV8316-GG** (Page 7F1)

(NV8)



Plug Brass Au over Ni plating
Temperature Rise

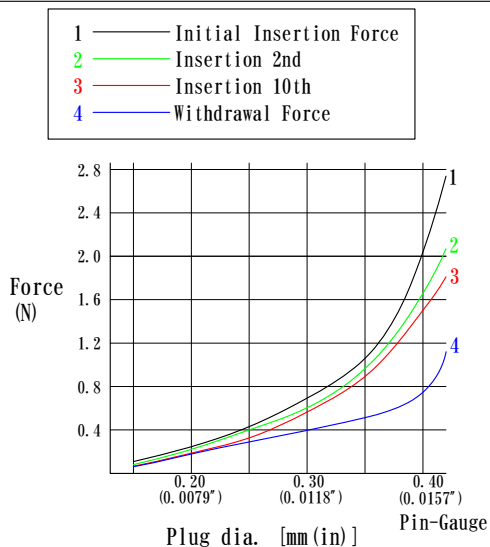


Socket Pin Technical Data
(reference only)

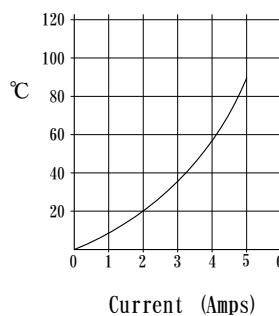
It is not a guaranteed value.

Acceptable Plug $\phi 0.42 \sim \phi 0.21$ ($\phi 0.017'' \sim \phi 0.008''$) NV7115-GG (Page 7G1)

(NV7)

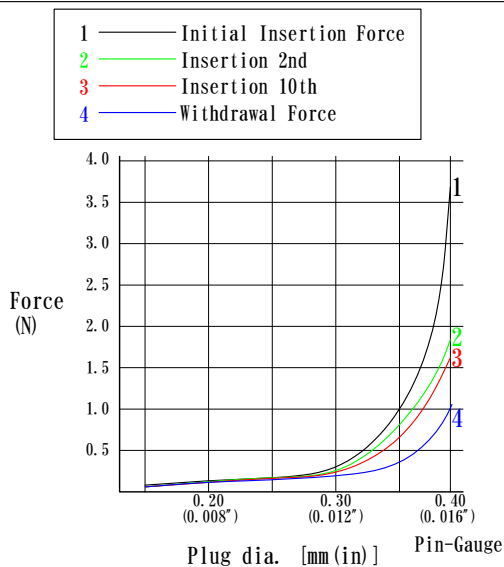


Plug $\phi 0.30/0.0118''$
Brass Au over Ni plating
Temperature Rise

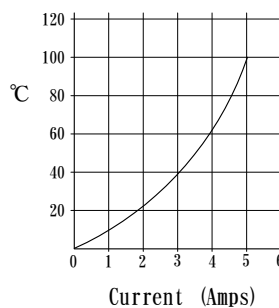


Acceptable Plug $\phi 0.35 \sim \phi 0.21$ ($\phi 0.014'' \sim \phi 0.008''$) NV6815-GG (Page 7H1)

(NV6)

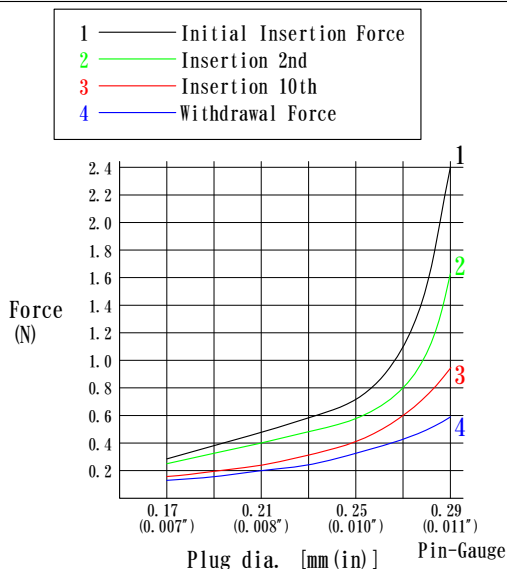


Plug $\phi 0.30/0.0118''$
Brass Au over Ni plating
Temperature Rise



Acceptable Plug $\phi 0.29 \sim \phi 0.18$ ($\phi 0.011'' \sim \phi 0.007''$) NV5910-GG (Page 7I1)

(NV5)

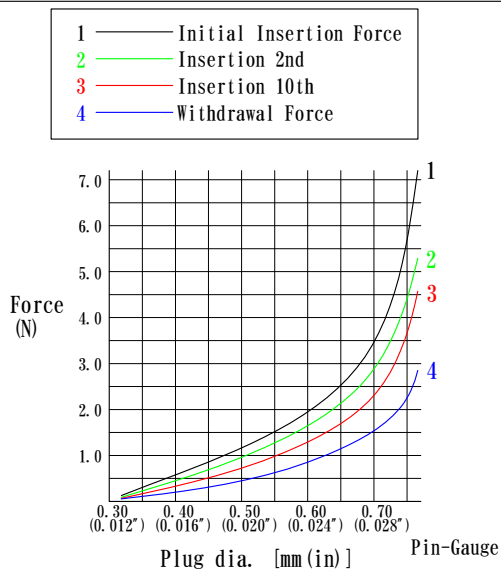


Socket Pin Technical Data (reference only)

It is not a guaranteed value.

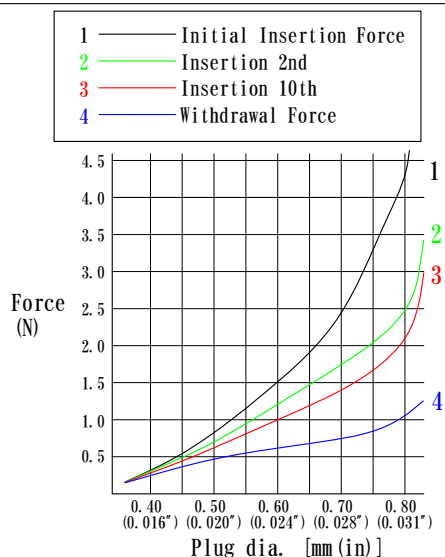
Acceptable Plug $\phi 0.65 \sim \phi 0.35$ ($\phi 0.020'' \sim \phi 0.018''$) **JHT60CBL-GG** (Page 7J1)

(JHT)



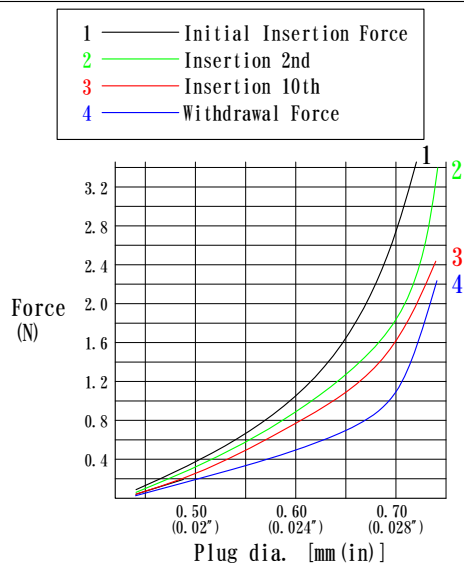
Acceptable Plug $\phi 0.70 \sim \phi 0.40$ ($\phi 0.028'' \sim \phi 0.016''$) **NB124-F190-L50** (Page 7J2)

(CNB124)



Acceptable Plug $\phi 0.70 \sim \phi 0.50$ ($\phi 0.028'' \sim \phi 0.020''$) **NB1125-F180-L45** (Page 7J2)

(CNB1125)

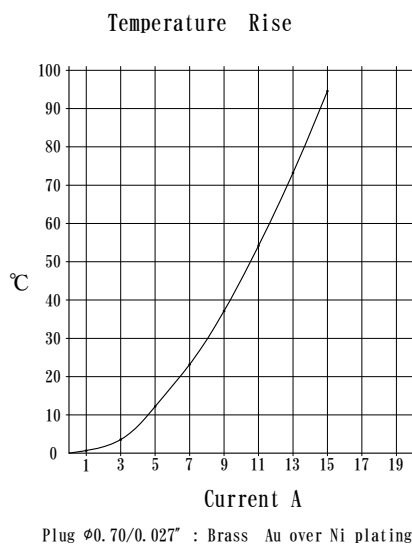
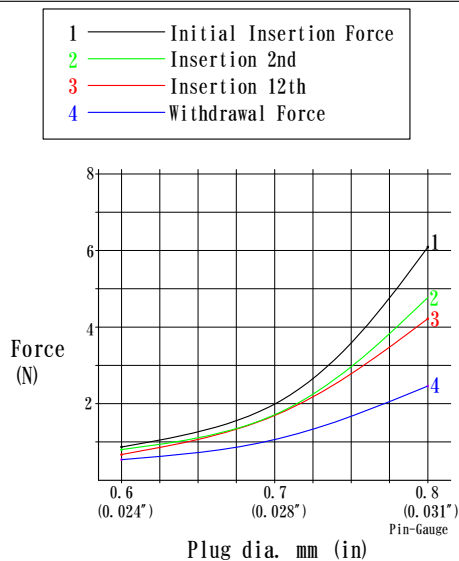


Socket Pin Technical Data (reference only)

It is not a guaranteed value.

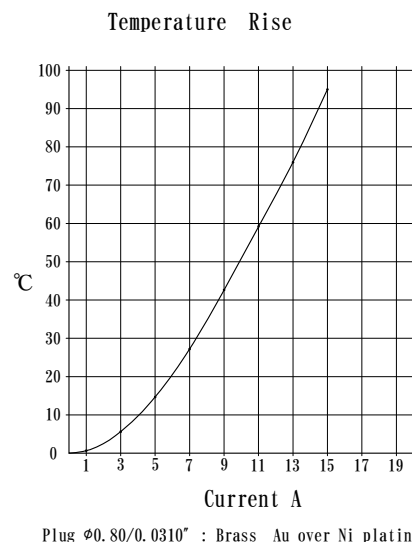
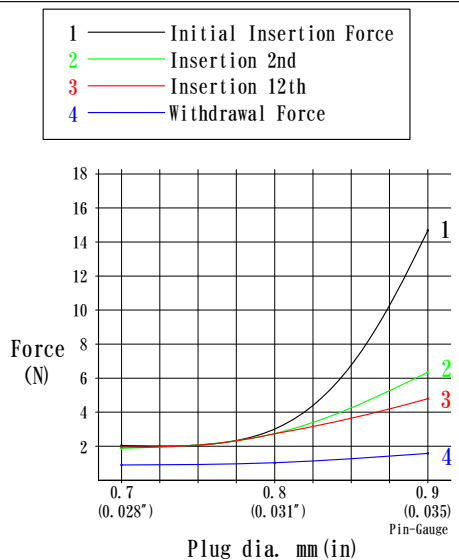
Acceptable Plug $\phi 0.60 \sim \phi 0.75$ ($\phi 0.024'' \sim \phi 0.029''$)

Fig. 1



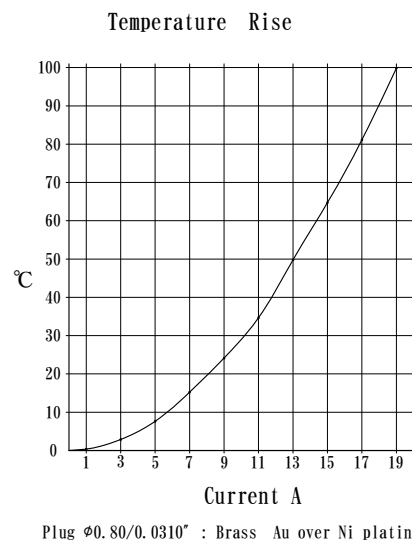
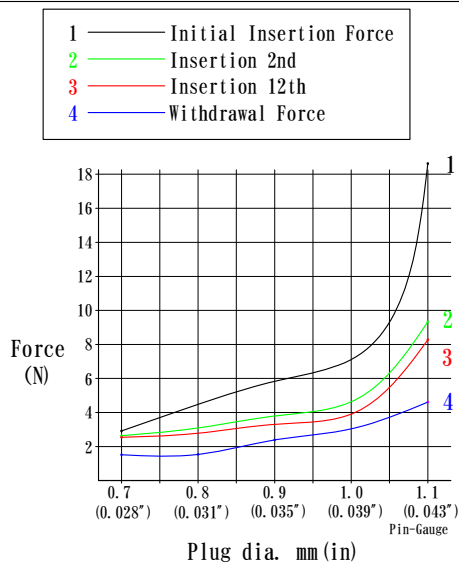
Acceptable Plug $\phi 0.76 \sim \phi 0.85$ ($\phi 0.030'' \sim \phi 0.033''$)

Fig. 2



Acceptable Plug $\phi 0.70 \sim \phi 1.05$ ($\phi 0.028'' \sim \phi 0.041''$)

Fig. 3

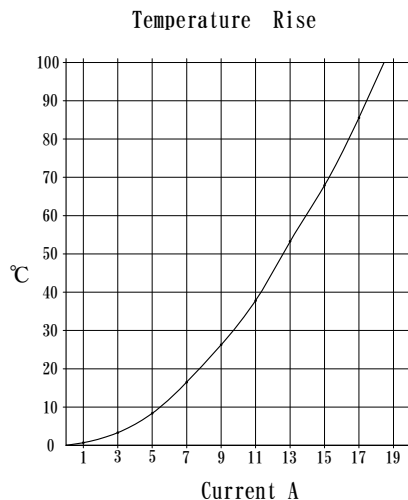
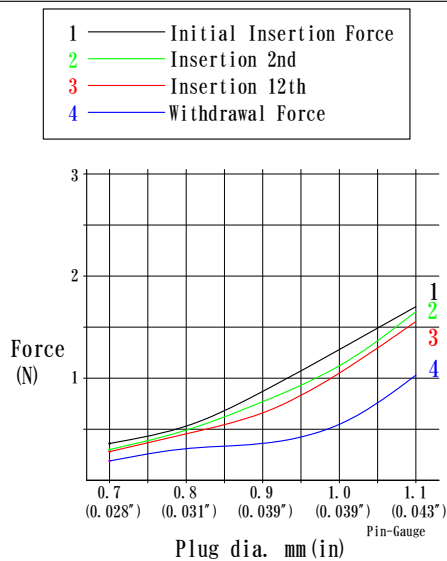


Socket Pin Technical Data (reference only)

It is not a guaranteed value.

Acceptable Plug $\phi 0.70 \sim \phi 1.05$ ($\phi 0.028'' \sim \phi 0.041''$)

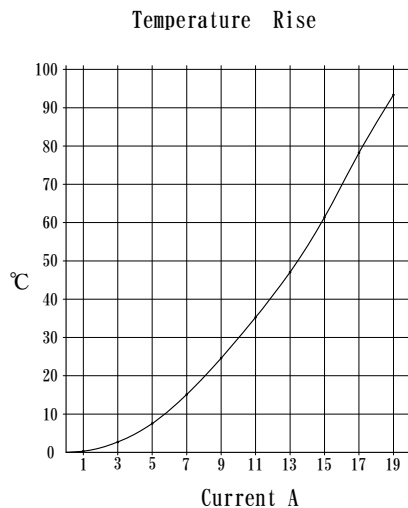
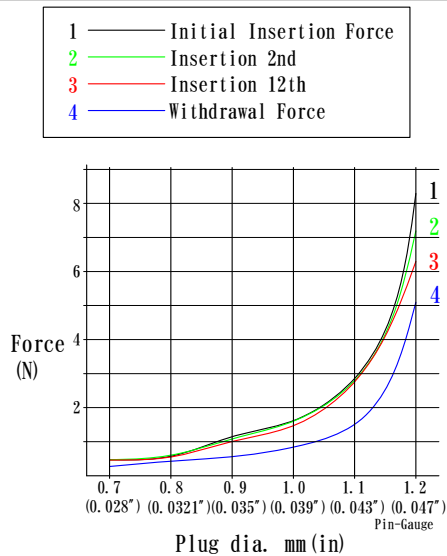
Fig. 4



Plug $\phi 0.90/0.035''$: Brass Au over Ni plating

Acceptable Plug $\phi 0.90 \sim \phi 1.10$ ($\phi 0.035'' \sim \phi 0.043''$)

Fig. 5



Plug $\phi 1.0/0.039''$: Brass Au over Ni plating

Note:

1. Current rating value is in case of a single pole.
When using multi number of pins, the current rating decreases.
2. In case of rectangular section stamping pin, these data shall be changed depending on its size and edge conditions.