

8Y500B Series Spring Probe Connectors SMT type

5.0mm pitch

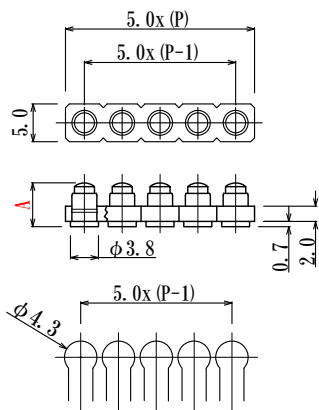
Specifications

Dielectric strength	: AC300Vrms 1minute
Insulation resistance	: 1000MΩmin
Contact resistance	: 50mΩmax *
Durability	: 100,000 cycles min
Capacitance	: 1pF max
Operating temperature	: -40°C ~ +160°C

Materials

Insulator	: High temp. thermoplastic
Barrel	: Brass, Au plating over Ni
Plunger	: Brass, Au plating over Ni
Spring Coil	: Stainless steel, Au plating

Single in line



How to order

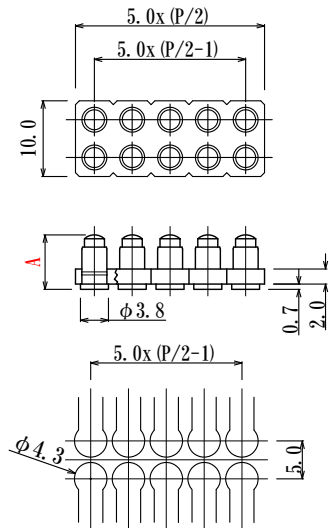
8Y500B - 59S12 SM - 04 S

See Table below

Surface mount

S : Single in line
D : Dual in line
Number of positions : P
Single in line : 02~10
Dual in line : 06~20
(even number)

Dual in line



8Y500B-59S12SM-□□S

Current rating table

(Case of Temperature Rise=30°C)

Positions	Current rating A
4	6.0
6	6.0
8	5.0
10	5.0

Affected by current rating of mounting board's conductor part.

*In case of Gold plated PC board land or Gold plated metal for the mating surface.

*At recommended stroke and Static contacting to the target. (The target shall be motionless.)

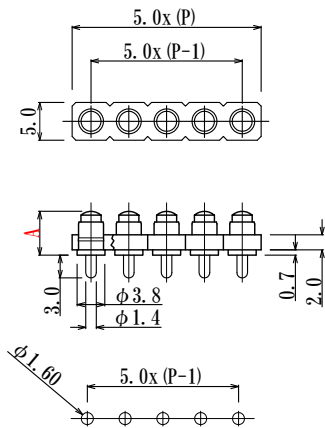
: mm

Product table		A	S	Full Travel	(Pin P/N)
P/N	Line	Initial height	Recommended Travel		
8Y500B-59S12SM-□□S	Single	5.9	0.9	1.2	8Y500B-H59S12-SP-SM
8Y500B-59S12SM-□□D	Dual				
8Y500B-75S17SM-□□S	Single	7.5	1.4	1.7	8Y500B-H75S17-SP-SM
8Y500B-75S17SM-□□D	Dual				
8Y500B-96S19SM-□□S	Single	9.6	1.4	1.9	8Y500B-H96S19-SP-SM
8Y500B-96S19SM-□□D	Dual				
8Y500B-103S26SM-□□S	Single	10.3	2.1	2.6	8Y500B-H103S26-SP-SM
8Y500B-103S26SM-□□D	Dual				

8Y500B Series Spring Probe Connectors Solder Dip type

5.0mm pitch

Single in line



How to order

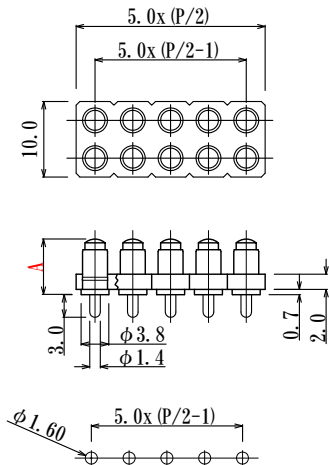
8Y500B - 59S12 SD - 04 S

See Table below

Solder Dip

S : Single in line
D : Dual in line
Number of positions : P
Single in line : 02~10
Dual in line : 06~20
(even number)

Dual in line



8Y500B-59S12SD-□□S
Current rating table
(Case of Temperature Rise=30°C)

Positions	Current rating A
4	6.0
6	6.0
8	5.0
10	5.0

Affected by current rating of mounting board's conductor part.

: mm

Product table	P/N	Line	A	S	Full Travel	(Pin P/N)
			Initial height	Recommended Travel		
	8Y500B-59S12SD-□□S	Single	5.9	0.9	1.2	8Y500B-H59S12-SP-SD14
	8Y500B-59S12SD-□□D	Dual				
	8Y500B-75S17SD-□□S	Single	7.5	1.4	1.7	8Y500B-H75S17-SP-SD14
	8Y500B-75S17SD-□□D	Dual				
	8Y500B-96S19SD-□□S	Single	9.6	1.4	1.9	8Y500B-H96S19-SP-SD14
	8Y500B-96S19SD-□□D	Dual				
	8Y500B-103S26SM-□□S	Single	10.3	2.1	2.6	8Y500B-H103S26-SP-SD14
	8Y500B-103S26SM-□□D	Dual				

8Y500B Series High Current Spring Probe Pins

Specifications
 Contact resistance : 50mΩmax *
 Durability : 100,000 cycles min
 Operating temperature : -45°C~+160°C

Materials
 Barrel : Brass, Au plating over Ni
 Plunger : Brass, Au plating over Ni
 Spring Coil : Stainless steel, Au plating

<p>8Y500B-H59S12-SP-SD14 8Y500B-H59S12-SP-SM</p> <p>Sphere type Full travel 1.2mm 1.47N (150gf) at 0.9mm travel (recommended travel)</p>	<p>8Y500B-H59S12-SP-SM Temperature Rise (Reference)</p> <p>°C</p> <p>Current (Amps)</p>
<p>8Y500B-H75S17-SP-SD14 8Y500B-H75S17-SP-SM</p> <p>Sphere type Full travel 1.7mm 1.47N (150gf) at 1.4mm travel (recommended travel)</p>	<p>8Y500B-H96S19-SP-SD14 8Y500B-H96S19-SP-SM</p> <p>Sphere type Full travel 1.9mm 1.96N (200gf) at 1.4mm travel (recommended travel)</p>
<p>※Solder reflow mounting</p> <p>*In case of Gold plated PC board land or Gold plated metal for the mating surface. *At recommended stroke and Static contacting to the target. (The target shall be motionless.)</p>	<p>8Y500B-H103S26-SP-SD14 8Y500B-H103S26-SP-SM</p> <p>Sphere type Full travel 2.6mm 1.57N (160gf) at 2.1mm travel (recommended travel)</p>